

# \* DELTA TALE \*

Vol. 16 #5  
May 1985  
50¢

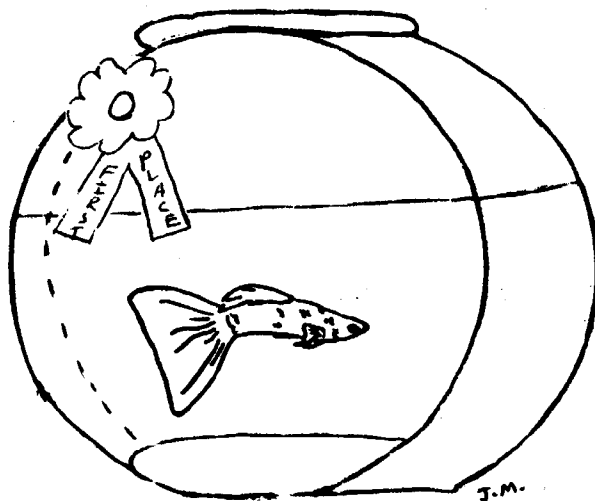
OFFICIAL PUBLICATION OF

potomac valley aquarium society

**ANNUAL SPRING SHOW & AUCTION**

17 - 19 May 1985

John C. Wood Facility Rt. 237 Fairfax City, VA



# POTOMAC VALLEY AQUARIUM SOCIETY



POST OFFICE BOX 6219 SHIRLINGTON STATION ARLINGTON, VIRGINIA 22206

Delta Tale is published for the benefit of the Potomac Valley Aquarium Society inc., a non-profit organization, established in 1960 for the purpose of furthering the aquarium hobby by dissemination of information, encouraging friendly competition, soliciting participation in its shows, and promoting good fellowship. Correspondence should be addressed to; PVAS, P.O. Box 6219, Shirlington Station, Arlington, VA 22206. Original articles and drawings may be reprinted by non-profit organizations if credit is given to the author, Delta Tale, and PVAS. Two copies of the publication in which the reprint appears must be sent to Delta Tale c/o PVAS. Please place the authors name on one copy to insure that it gets to him/her. Anyone else wishing to reprint items from Delta Tale should contact the author or Delta Tale for permission. PVAS and Delta Tale disclaim any responsibility for content or availability of advertised merchandise or services in these pages. Customer satisfaction is a matter to be worked out exclusively between the advertiser and the buyer. All material for inclusion in Delta Tale must reach the editor by the 20th of the month prior to publication.

## PVAS OFFICERS 1985

President: Gerry Hoffman  
(703) 347-7486  
Vice Pres.: John Jessup  
(703) 534-1704  
Treasurer: Ray Hughes

Corr. Sec.: Amy Stirman  
Rec. Sec. : Pat Gore

## PVAS BOARD OF GOVERNORS 1985

John Mangan, Kenny Warren, Jerry Stirman, Alex Cummins  
ex-officio member- Pat Mahoney

## PVAS COMMITTEE HEADS 1985

Auctions:  
BAP : Pat Mahoney  
HAP : Alex Cummins  
Library : Maggi Mahoney  
Membership: Pat Gore  
Spring Show: John Jessup

Bowl Shows: Nathan Manwaring  
Programs : Doug Mann  
Ways & Means: Bob Roser  
PAAS: Gerry Hoffman  
Delta Tale: John Mangan

Printed by Top Cat Printing, 164 Colburn Dr. Manassas Park, VA

# FROM THE PRESIDENT

(CONTINUED FROM APRIL)

Darn that Goodeid water; it seems to have moved from tank to tank. Now my Tetra fry have all these white spots on their fins. Last week it was my tank of Madagascar Rainbow juveniles. They are all in Fishy Heaven, not where all the Goodeids go. I think everything is back under control finally. What could have spread the problem? It couldn't have been my doing, like splashing fish food in the water of one tank and moving to the next tank, and the next without drying my hand? Nor could it have been the extreme temperature fluctuations (25° and snowing one week and 90° the next in April). No, I am convinced that Ich is caused by Goodeids.

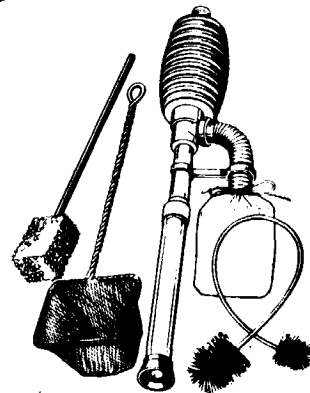
If I say a few words about our annual Spring Show do you think our Editor will also do the same? Usually when I have something important to dwell on his editorial column discusses the same thing that month. Well, if he doesn't mention the May 17-19 weekend he will be in more trouble than his Goodeids. The weekend is almost upon us and PVAS is ready. I think this year's event should be one of the better ones in a long time. Participation has been at an all time high, and things will roll smoothly this year. Even if you don't have fish to enter in the Show (everyone has at least one nice one), stay around and help out. Every year something different happens during the set-up. Last year we had the stands set up, the airline piping together, and realized that we forgot to bring the air compressor. Luckily it arrived on time.

Check the color pages in this issue for the Show Rules and Regulations. Don't forget about Sunday's Giant Auction. That's the time to sell your extra tank, the fry of your latest spawning success, or the fish that somehow grew too large for that goldfish bowl. What I'm really saying is come out and have a good time. Some of us will be there most of the weekend and it is a good time to meet other fish people and talk about what successes and failures others are experiencing in the hobby. Bring a friend and introduce him to the wide variety of tropical fish on display. Who knows, the excitement may catch on and another tropical fish enthusiast (fish nut) may be hooked.



ed. note- Gerry, we all  
chipped in and bought these  
for you.

The Delta Tale staff



Aquarium  
Maintenance Kit #93890

FRUM THE EDITORZ DESK

It seems that almost every month I make some remarks in this column in answer to our Presidents feeble attempts at humor. Well this month I won't. I promise that I won't mention him or anything from his column in the rest of my column this month (however that doesn't mean I won't sneak something in someplace else).

Now that that's out of the way I can get to the main topic for this month. As you should all know by now our Spring Show and Auction is coming up fast. You've also heard, over and over, how much fun you can have by helping out and/ or participating. Well it's true!! Don't be afraid to offer to help. Someone can always use an extra hand.

If you are unable to help, and I realize some of you have other commitments, at least try to enter some fish in the show. Everyone has an equal chance of winning. It doesn't matter if you've been keeping fish for years, or only for months. In the first show I ever entered two out of the three fishes I entered won something. There are a number of articles in this issue designed to help you get the most out of the show/auction weekend.

There are always lots of good things for sale at our auctions. We are expecting a number of people from out of town who will probably be bringing things not normally available in this area. So by all means attend. Refreshments will be available and lots of good stuff will be raffled (including a 55 gal. setup). So plan to spend the whole day and have lots of fun. Also, if you can stay for a little while afterwards and help the cleanup crew.

When bringing things to the auction be sure they are bagged properly (see the article on packing fish elsewhere in this issue). Most important of all DO NOT bring JUNK. When deciding what to bring ask yourself " would I buy this?". Or better yet, since you were dumb enough to buy it once, "would I be mad if someone stuck me with this". Trash belongs in the trash can, not in the auction.

This months program should be a very informative one, and I'm not just saying that because I'm going to be part of it. You will be able to find out all you need to know about shipping fish and even if you don't ever ship fish you should be able to pick up some useful information on bagging and acclimating fishes (this should be a big help with the auction coming up).

That's it for this month. Win lots of awards at the show and buy lots of stuff at the auction.

A handwritten signature in cursive script, appearing to read "Jah", written in black ink.

It's Happening in May

Program: How to Catch, Bag, Ship, and Acclimate Your Fish  
An expert panel of PVAS members will start a group discussion  
\*\*PIUS\*\*

The First Annual Fish Bag-Tying Contest: Technique, speed, and  
esthetic appeal of the tied bag will determine the winner.

Raffle: Lots of new items to give away.

Bowl Show: Can you win the 8 oz. of fish food? Remember, an extra door  
prize ticket to those who bring fish.

Mini-Auction: NONE this month. Save your items for May 19th.

## TRADING POST

Ads for the trading post should be sent to Delta Tale c/o  
John Mangan, 9770 Oleander Ave., Vienna, VA 22180 by the  
20th of the month prior to publication.

For Sale: 225 gal. custom tank, filter, heater, gravel, top  
with lights, 16" high, 2' 7" wide, 7½' long. \$350. Also 55 gal.  
tank, stand, hood w/light, heater, filter, some artificial plants  
\$250. Jeanette French, 631-0514 Fairfax, after 4:00 p.m.

For Sale: Aquarium- Breeder 40 gal. 36"x 18", power one filter,  
Perfecto 36" flo. strip light, Jager heater, \$75 or offer.  
4 Lamprologus congolensis (1½") \$25. Chris Bergesen 229-6043.

Want: Skiffia francesae (female), Allotoca dugesi, Zoogoneticus  
quitzeoensis. John Mangan, address above.

\*\*\*\*\*



## THE CURSE

by Sue E. Kroll, SDTFS

In our society there are numerous curses which plague modern man. You know, like the infamous "sock monster". This is the creature that lurks inside your washer or dryer (he prefers the dryer, actually) awaiting the next bundle of laundry. He preys upon the unsuspecting socks, devouring them one by one. Anyone who has come up one or two socks short has encountered this being.

In the tropical fish hobby we also have a mythical entity. It is the legendary "fish show curse". It occurs from the moment you learn about an annual fish show and become enthused about participating in it ( well, not you, but your fish). The curse is devastating. Your prized finny possessions will croak unexpectedly, get torn up in a fight, decide to split by jumping out of the tank, or miscellaneous other maladies that will render this fish useless for a show.

I have learned several valuable lessons while picking out fish for others to view and "ooh and ahhh" over. I have lost a very large angel by, perhaps, a heart-attack when he was transferred to another tank to condition him/her. Condition, ha! I guess he'll condition the soil now. (He was to large to flush down the usual burial pot.) I also lost a fire-eel in the same tank. He just made a loop-de-loop and died standing on his head. I had to look close before I realized he was dead-- looked like he was trying to do acrobatics. (He had a weird attitude anyway).

My female australe has suddenly disappeared. (Well, I guess that's not unusual for my 20 gallon tank. My zigzag eel recently appeared after being unseen for five months. I thought I had siphoned him onto my front lawnlast may during my tank cleaning. My Badis badis leaves view for about two weeks at a time. The tank must have a time warp in it, or a doorway to another dimension.) Anyway, back to my australes... I can't show the male, who has excellent color and long filaments on his fins because the killies are shown in pairs. My Bettas were in a "Betta barracks" awaiting their permanent home in a divided tank when the barracks slipped, causing them to be turned loose in a tank of African cichlids(!) My two very prized specimens ended up looking like pitiful little bodies with no fins whatever. The third one died. The two who survived, however, would have had great deportment for the show. They never quit flaring and hating each other.

One morning my son went to sit on the couch and yelled "oh no!" He reached under a chair and picked up my 27" swamp eel which was to be my entry in the oddball class. Luckily he was still damp (although very sticky) and he survived with no ill effects. (In fact, he won the oddball class and also Judges choice for best entry of the show.)

The Curse cont.

I won't go on with the gory details any longer, but I feel I must let you know how the curse works. I have not had one fish that was chosen to go to the show remain unscathed. Even the Bettas that were seperated and to themselves developed split fins!

I have formulated several "rules" that I feel should be followed before a show in order to keep your fish and your sanity intact:

Rule 1. **GLANCE OVER YOUR FISHES QUICKLY.** This will not give the fish, and the curse, a chance to know what you are thinking.

Rule 2. **TALK ABOUT THE WEATHER** while looking into the tank. (Catches the curse off-guard.)

Rule 3. **POINT TO A POOR SPECIMEN**, stating "Look, Martha, how he has grown. He's perfect for the fish show!" The other fish will be relieved and think they have not been chosen.

Rule 4. **DO NOT STARE AT A CHOSEN FISH.** Watch him out of the corner of your eye so that he is not aware he is IT.

Rule 5. **IF YOU MUST MOVE YOUR FISH** to another tank to heal split fins, etc., **DO SO NONCHALANTLY**, talking about what a terror he is by bullying the other fishes, and that you have to separate them in order to protect the others. In this manner the curse will not know who is to go and who is to be spared. This method also builds up the fish's ego, and is great for deportment on the day of the show. (He thinks he's really tough.)

Just remember, even if you do follow these rules, and your fish is perfect specimen with excellent condition, perfect fins, etc., the curse has a little brother: He has no name, but lurks in the net you use to dip your prize into his show tank. He will most surely get even for your thwarting the curse by gleefully splitting fins and knocking off scales.

Reprinted from The Tropical Breeze, San Diego Tropical Fish Society.

ed. note- as one that has been a victim of the curse more times than I care to think about, I intend to follow all of the above advice. I am also going to try something else to help fool the curse and his little brother- on the morning of the show I'm going to tell my fishes, as I'm loading them into the car, that I'm taking them to see a movie. Or better yet, a double feature: Jaws and Jaws 2. J.M.

## BEFORE THE SHOW

John Mangan, PVAS

You should pick which fish you want to show as far ahead of time as possible. You should pick more than you actually intend to take and think of them all as only possibilities since, as you read in the preceding article, if something can possibly go wrong it will. So you should have some extras picked out as backups.

The fish you pick should be as close to full size as possible. If possible put your potential show fishes into tanks of their own, or somewhere where there is little chance of being picked on, getting torn fins, etc. Also- give them as much room as possible and make regular partial water changes to promote growth and good health. A healthy, "happy" fish will be more active and look much better to the judges than one that may be perfect but just sits around looking "unhappy".

Food is also very important. Give your show choices the best foods you possibly can. Use a variety of foods and especially live foods if at all possible. Good food will do more to get a fish into show condition than anything else.

Make sure you are going to have enough, and the right sizes, of bowls and/or tanks to show your fishes in. Be sure to use the proper size container for each fish. The container must have at least two flat sides. Glass is preferable to plastic. If a fish needs a bigger bowl than you have then go out and buy or borrow one. Don't try to cram a fish into a bowl that is too small for it. Make sure the bowl is clean inside and out. A dirty bowl may influence the judges opinion of your fish.

Getting your bowls cleaned and organized ahead of time will save you a lot of time and panic on the morning of the show. Also- make sure you have enough tubing, airstones, etc. and suitable boxes to carry everything in.

Read through the show flyer and be sure you understand all of the rules and which class your fish will be in. If something is unclear to you ask someone. Don't wait until the last minute and have your fish disqualified on a technicality.





# DOTOMAC VALLEY AQUARIUM SOCIETY



POST OFFICE BOX 6219 SHIRLINGTON STATION ARLINGTON, VIRGINIA 22206

## 25th ANNUAL SPRING SHOW & AUCTION 17 - 19 May 1985 John C. Wood Facility Rt. 237 Fairfax City, VA

### SCHEDULE

#### FRIDAY, May 17:

6 PM to 9 PM - Registration

#### SATURDAY, May 18

9 AM to Noon - Registration

1 PM to 5 PM - Judging (Only judges and designated show committee personnel will be allowed to remain in the Show Area.)

1 PM - Slide Presentation by Gene Aldridge, Slide Chairman, American Cichlid Association. Open to the public.

5:30 PM to 8 PM - Public View of Show Entries

#### SUNDAY, May 19:

8:30 AM to 1 PM - Open to the Public (The public is cordially invited to remain for the awards presentation and auction.)

9 AM to 12:30 PM - Registration for the Auction

12:30 PM - Presentation of Awards

1 PM - Auction (The auction will continue with suitable breaks until all items are sold.)

There is no admission charge for the public viewing, the slide presentation, or the auction.

### RAFFLES - RAFFLES - RAFFLES

Aquarium-related items will be raffled off at intervals during the auction. You must present to win these prizes. As a Grand Finale, a 55-gallon tank set-up will be raffled off at the end of the auction. You need not be present to win this prize.

Tickets for both raffles may be purchased at any time during the show and auction at the concession stand.

Soft drinks, snacks, and souvenirs will be on sale.

### COMPETITION CATEGORIES

(All classes, except Dealer' Tanks, are open to public competition.)

- I. Livebearers
  - a. Delta Tale Guppies, Male
  - b. Delta Tale Guppies, Female
  - c. Guppies, All Other
  - d. Mollies
  - e. Swordtails
  - f. Goodies
  - g. Other Livebearing Fishes
- II. Egglayers (Non-Cichlid)
  - a. Catfish, Corydoras
  - b. Catfish, African
  - c. Catfish, All Other
  - d. Betta Splendens
  - e. All Other Bettas & Anabantoids
  - f. Sharks and Loaches
  - g. Tetras
  - h. Barbs
  - i. Goldfish & Koi
  - j. Danios, Brachydanios, Rasboras
  - k. Killifish
  - l. North American Native Fishes
  - m. Other Non-Cichlid Egglayers
- III. Cichlids
  - a. New World Large (Over 7" Mature)
  - b. New World Medium (4" to 7" Mature)
  - c. New World Dwarf (Under 4" Mature)
- III. Cichlids(Continued)
  - d. Angelfish
  - e. Rift Lake, Malawi
  - f. Rift Lake, All Other
  - g. Discus
  - h. Non-Rift Lake African
  - i. Cichlid Pairs
  - j. Other Cichlids
- IV. Marine
  - a. Fishes
  - b. Invertebrates
- V. Family of Fishes
- VI. Plants
- VII. Set Tanks
- VIII. Dealer's Tanks
- IX. Photography
  - a. Photographic Slides
  - b. Photographic Prints
- X. Art
  - a. Frameable Art
  - b. Crafts

---

### THE FOLLOWING APPLIES TO ALL ENTRIES

Once entered in the competition, no entry may be removed without the consent of the Show Chairman until after the completion of the Awards Ceremony on Sunday. All entries must be picked up by 6 PM, Sunday, 19 May, or they will be disposed of at the discretion of the Show Chairman. All entries must be accompanied by an entry form. For your convenience, an entry form is attached to this flyer. There will be qualified hobbyists at the registration desk to assist you in classifying your entries.

PVAS can assume no liability for any of the entries, but at least one qualified hobbyist will be on duty at all times during the show to assure the safety and well being of the fish and to prevent theft or other damage.

---

### AWARDS

Trophies will be awarded for Best in Show (Classes I through V); Reserve in Show (Classes I through V); Best in Class (Classes I through VII, IX & X); and for First Place in each sub-category of each class. Ribbons for Second and Third Place in each sub-category of each class. Dealer's Rotating Trophy for Class VIII.

### INFORMATION

For additional information, please call Dr. John E. Jessup, Show Chairman, (703) 534-1704 weekdays between 6 PM & 9 PM and weekends between noon and 4 PM.

## SHOW RULES

### For Classes I through VI

Tanks, Other Containers and Stands: All tanks, drum bowls, and stands must be furnished by the entrant. All containers must have at least two clear, flat sides. Tanks in excess of 5 1/2 gallons must be accompanied by a stand. An air pump, filtration, light and extension cord should be brought for each tank larger than 5 1/2 gallons as they may have to be placed at some distance from the PVAS-supplied air source.

Decorations and Lighting: No decorations of any kind, including back or bottom painting, or gravel will be allowed in Classes I through V. Only tanks on stands may be provided with entrant-furnished lighting. No plants may be added to any Class I through V entry.

Air, Heaters, and Filtration: The PVAS air system will furnish a constant supply of air for all drum bowls and small tanks. Entrants will furnish their own airline and air stones. (A supply of airline and air stones will be on sale at the concession stand.) Box filters or outside filters will be allowed in all classes at the entrant's discretion. In Class IV, undergravel filtration may be used, but the tank must otherwise be bare. Heaters are allowed in all classes.

Class V (Family of Fish): An acceptable entry consists of a breeding pair of adult fish and their fry. The fish may be displayed in a single container, a divided container, or separate containers.

Class VI (Plants): An acceptable entry consists of a single species of any recognized aquatic plant displayed in a single container or several individual species may be displayed as separate entries in a compartmented container. A rooted plant may be displayed in a pot or floating. No gravel or other planting medium is allowed on the bottom of the container. No fish or other fauna may be added to a Class VI entry.

Classes VII & VIII (Set Tanks): Entries may represent either fresh or marine environments and may be stocked and decorated as desired. These tanks will be judged on the overall appearance of the contents. The external appearance of the tank will not be judged. All equipment will be supplied by the entrant. (It is suggested that time be allocated to finish setting up the entry no later than noontime, Saturday.)

Classes IX & X (Photography & Art): Entries will be accepted by mail provided the entry is mailed to PVAS, PO Box 6219, Shirlington Station, Arlington, VA 22206, to arrive no later than noon Friday, 17 May. The entry fee must be enclosed. Entries will be returned only if a stamped, self-addressed container is enclosed. Art entries must consist of a non-photographic representation of fresh or marine fishes or their associated environments. Judging of photography will be based primarily on composition and technique. Art entries will be judged on, originality, design, and overall artistic merit. Entries in Classes IX & X are expected to be the work of the entrant. If desired, entries may be titled but may not display the name of the entrant.

Judging: All entries will be judged equally by established standards. If an unbreakable tie occurs, duplicate awards will be made. In all cases, the decision of the judges will be final.

---

### SHOW ENTRY FEES

Single Fish - \$1.50 (A female may be added but will not be judged.)  
Pairs & Family Entries - \$2.00  
Plants - \$1.50  
Set Tanks (Non Dealer) - \$1.00  
Dealer Tanks - No Charge  
Slides and Prints - \$1.00  
Artwork - \$1.50

PVAS AUCTION - SUNDAY, 19 MAY 1985

**RULES FOR THE SELLER:**

1. You do not have to be a member of the PVAS to buy or sell hobby-related items, including fish, plants, equipment, etc., in the auction.
2. Registration of items for the auction will begin at 9 AM and will end promptly at 12:30 PM on Sunday, 19 May.
3. The auction will begin immediately following the awards ceremony.
4. All items must be labeled with the identity of the contents to include: number, sex (if possible), and other pertinent data. Use a permanent marking pen or adhesive label. Labeling equipment will be available at the auction, but labeling must be accomplished before the items will be registered.
  - a. Fish: "Pair" means one of each sex. "Mated Pair" means a pair that have spawned WITH EACH OTHER. "Trio" means one male and two females. "Reverse Trio" means two males and one female. "Mixed Sexes" means at least one specimen of each sex. If uncertain, the bag should be marked "Unsexed."
  - b. Supplies: All aquarium equipment must be labeled as to working condition. (i.e. It must be stated if a tank leaks or a piece of equipment is broken.)
5. Proper fish bags must used. Live items must be bagged with ample air and water. Fish packed in "Baggies" or similar bags will not be registered. If a fish is registered in a tank or bowl, the container will be considered part of the item and auctioned as a unit. There will be a selection of fish bags for sale at the registration desk. After registration, the Auction Committee reserves the right to re-bag any live item as is necessary.
6. Registration is limited to fifteen (15) items per person. **There will be no exceptions.**
7. A limit of five (5) bags per species or color form/variety is allowed unless prior approval is given by the Auction Chairman.
8. For every five (5) items entered in the auction, one (1) colored sticker will be given to the seller to attach to the item of his choice. These items will be sold first at the auction.
9. Bags of fish will be offered "as is" and will be sold as an item. Once registered, the contents of the bag may not be split.
10. Each item carries a \$1.00 minimum, unless the seller assigns a higher minimum. The seller may lower the minimum on an item that does not sell during the auction.
11. No payment will be made to the seller on the day of the auction. Payment will be forwarded by mail within ten (10) days after the auction date. It is the seller's responsibility to give PVAS a proper name and address to receive payment. Envelopes for this purpose will be filled out at registration.
12. The seller receives 2/3 of the selling price. PVAS retains 1/3.
13. All items not sold must be claimed at the end of the auction or they will be disposed of at the Auction Chairman's discretion.
14. The auctioneer retains the right to set aside any improperly bagged or marked item, or any sick or otherwise unsaleable item.

15. Fish species that are restricted by either federal or state statute will not be accepted. These include, but are not limited to : Piranhas, Texas Cichlids, and Walking Catfish.

#### **RULES FOR THE BUYER**

1. All persons wishing to participate will be required to sign in with their full name and address. Bidding numbers will be assigned to all buyers.
2. Items may be inspected before the auction and during the intermissions only.
3. All bidding raises will be in fifty (50) cent increments up to \$5.00. At that point, \$1.00 bidding raises will be used. The auctioneer has the right to alter this procedure at his discretion.
4. Successful bidders will have their items brought to them, at which time payment is expected. If a bidder desires to "run a tab" or to pay by check, please see the Treasurer before the auction. Proper identification will be required for all payment by check or run a tab.
5. In all instances the decision of the auctioneer is final.

---

#### **INSTRUCTIONS FOR FILLING OUT THE SHOW ENTRY FORM**

This form may be used if you intend to enter fish in the show competition. Fill in the necessary data at the top of the form. This will facilitate registration, insure prompt notification of future events and insure the safeguarding of your entries.

In the CLASS column list the Competition Category in which the particular entry should be placed. A Swordtail, for instance, would be placed in Category "Ie". Do not write in the BOWL NUMBER column. This is for use of the registrar in assigning a specific number to your entry. You may tally up your total cost by entering the fee for each entry in the ENTRY FEE column. You may leave this column blank and the registrar will determine your entry costs. If you wish to have the entry entered in the auction after the completion of the the show competition write the word "Yes" in the AUCTION column.

If you have any questions, the registrar will be happy to assist you.

---

#### **LIST OF JUDGES**

The following individuals have tentatively accepted invitations to judge this competition:

Mike Sheridan - North New Jersey Aquarium Society  
Ed Taylor - Tidewater Aquarium Society  
Kathy Taylor - Tidewater Aquarium Society  
Dave Herlong - Raleigh Aquarium Society  
Dave Shaw - Aquaria International



### POTOMAC VALLEY AQUARIUM SOCIETY

The Potomac Valley Aquarium Society was founded in 1960. It is a non-profit organization incorporated in the Commonwealth of Virginia. The sole purpose of the PVAS is the pleasure of hobby and the recreation that comes from association with fellow hobbyists. PVAS would like to invite you to join as a member and participate in the numerous programs and activities associated with the society. Please fill out the form below and hand it to one of the members at the registration desk or mail it to the PVAS at the address shown on the front of this flyer. You will be contacted.

#### APPLICATION FOR MEMBERSHIP

DATE \_\_\_\_\_ 19\_\_

NAME \_\_\_\_\_

STREET \_\_\_\_\_

CITY \_\_\_\_\_ STATE \_\_\_\_\_ ZIP \_\_\_\_\_

TELEPHONE (HOME) \_\_\_\_\_ (OFFICE) \_\_\_\_\_

Occupation \_\_\_\_\_ Number of Tanks? \_\_\_\_\_ Time in Hobby \_\_\_\_\_

What PVAS do for you? \_\_\_\_\_

What do you want to do in PVAS? \_\_\_\_\_

What part of the hobby interests you \_\_\_\_\_

Have you ever belonged to another fish club? \_\_\_\_\_

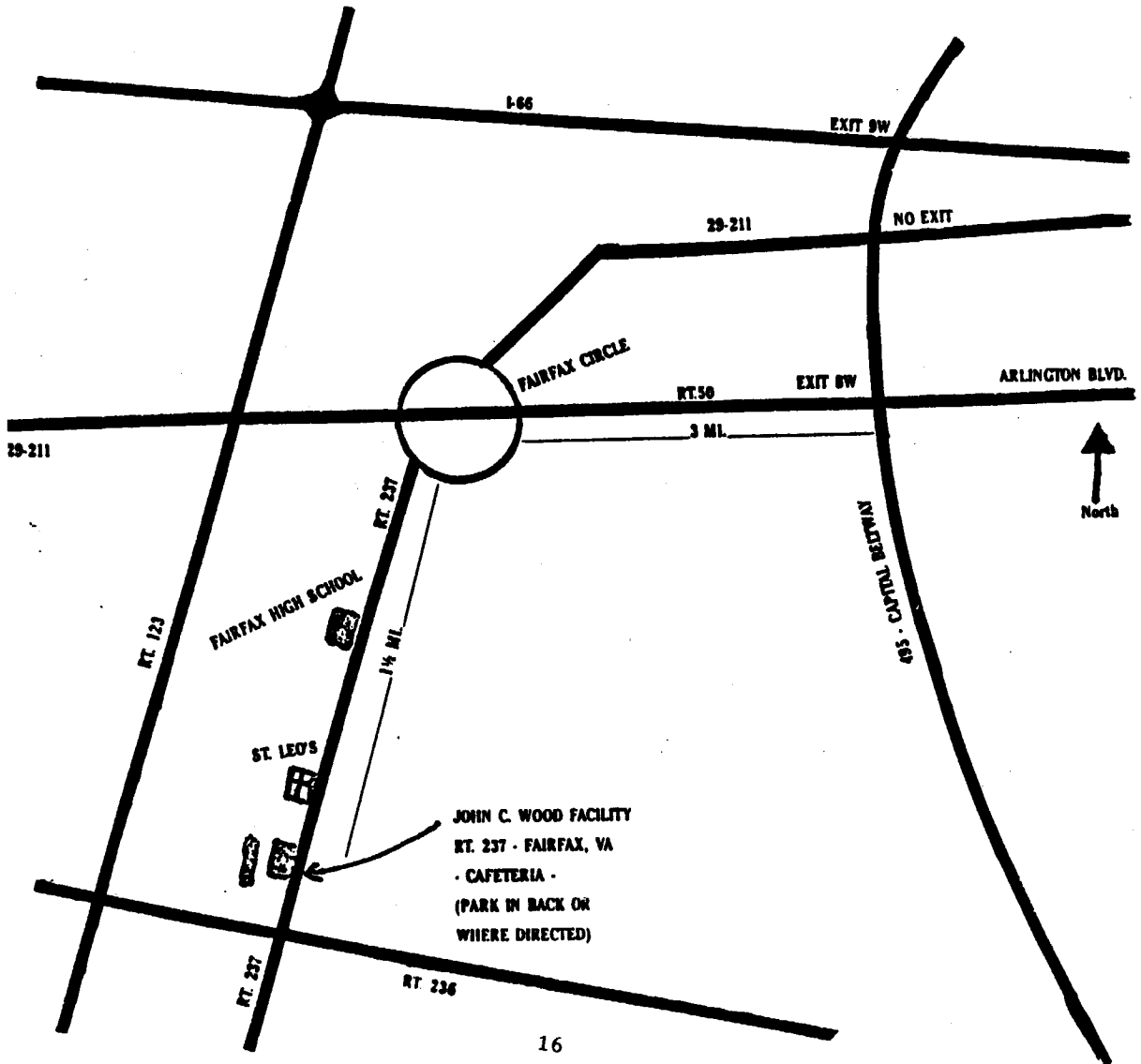
If yes, which one? \_\_\_\_\_

Did it have a Breeder's Award Program? \_\_\_\_\_ Did you participate? \_\_\_\_\_

Membership dues for the Potomac Valley Aquarium Society are:

Family	\$12.00	Corresponding	\$7.00
Individual	\$10.00	Junior (under 18)	\$5.00

# ROUTE MAP TO THE FISH SHOW





## SHOW DAY

John Mangan, PVAS

Now is when all of your advance preparation will pay off. Your fishes should all be in top shape and ready to go.

Make your final selection of who is to go. A show fish should be full size, or as close as they get in an aquarium. There should be no torn fins, missing scales, deformities, etc. The fish should be active and have good color.

DO NOT FEED your show fish today. If you do their wastes will dirty and foul their bowl rapidly. This will put the fish under a lot of extra stress. It won't hurt them to be a little hungry, as a matter of fact it may make them a little more active and alert looking.

If you followed the advice in the "before the show" article you will have all of your bowls and tanks cleaned, lined up, and waiting for your fish by now. If not, you'd better start washing. Dry the outside with newspaper- it makes the glass very clean and shiny.

Now the water- it should come from the fishes tank if possible and be clean, clear, and colorless. If you are using a drum bowl DO NOT fill it all the way to the top. Only fill it about 1/2 to 3/4 full. You want to have the largest air surface possible to allow gas exchange.

Very carefully catch your fish and place it in the bowl, be sure not to tear any of its fins. Don't chase the fish madly around the tank, you'll have better luck, and stress the fish less, if you keep calm. Using two nets may help, especially with a very elusive fish or in a thickly planted tank. Now take a piece of plastic ( a plastic fish bag works well) and secure it over the opening of the bowl with a rubberband. The bowl should be labeled above the water line with the common and/or scientific name of the fish. The label should be written with waterproof ink and/or completely covered with transparent tape to prevent smearing.

The bowls should be placed in a sturdy box with paper or cardboard in between them to prevent knocking together. They won't break without this , but they will make a very nerve wracking noise everytime your car goes over a bump. Unfortunately I still haven't found a way to get rid of the sloshing noise.

An alternative method to the one above is to carry your fishes to the show in plastic bags or buckets and place them into their bowls after arriving at the show site. If you have large fish or fish that may be damaged easily it is best to transport them in a bucket. If using this method make sure you bring enough water to fill your bowl. There will probably be a water source at the show site , but it will probably need dechlorinating, pH adjustment, and temperature adjustment. You're better off bringing your own water that your fishes are used to. I used this method for the first two years I showed fish. For me at least, it seems easier to bring the fishes and their water in the bowls as described above. It also seems to require less boxes, which may be important



## PACKING FISH FOR AN AUCTION

John Mangan, PVAS

If you go to enough auctions you will eventually see fishes packed in just about anything that will hold water (and some things that won't). While large and/or spiny fish, such as large cichlids or catfish, are best in a bucket or tank, most fish should be placed in clear plastic bags. When I say plastic bags I don't mean ziploc bags. What I'm referring to are plastic fish bags. "Well where do I get these bags?" you may ask. Simple-- go into any pet store that sells fish and ask. They will usually have several different sizes and will gladly sell, or if you are a regular customer maybe even give, you as many as you need. They aren't very expensive, the small ones are only a few cents each.

Having your fish in a decent looking bag will increase the price you get for them at the auction. If your fish is in a nice, clean, new, bag it will give people the impression that you care about your fish and that the fish in the nice bag is probably of a higher quality than the one in the used ziploc bag. The higher price you will get for your fish will more than offset the small investment in plastic bags. Remember the fish will be in the bag all day so make sure that you get enough and the right size bags so they aren't crowded. If you need to use more than one bag for a group of fish the bags can be fastened together with strong tape. Also when figuring out how many bags you will need keep in mind that the fish should all be double bagged. There are several reasons for this: catfish and other spiny fishes will often poke holes in a single bag; if the inner bag leaks you will still have the outer one; there will be no corners for the fish to get stuck in (this will be made clearer on the next page); and finally- if you've ever been to an auction you most likely have seen at least a few bags of fish tumble off of the table and crash onto the floor, a double bag will give your fish more protection.

The next thing to do is to label your bags properly. There are several methods that can be used. A piece of paper can be placed in between the two bags or you can write on the outside of the bag with a WATERPROOF marker. The label should contain the common and/or scientific name of the fish, the number of fish in the bag, and the minimum bid if there is one. Also include any other information that could be helpful- are the fish a pair, do they need any special care, is there something special about them ie are they a new strain or rare. Little bits of information like this will often increase the value of your fish to a potential buyer, or catch the interest of someone who would have otherwise passed them by.

## Packing fish... cont.

Bags should contain a minimum amount of water and as much air as possible. DO NOT seal them with wire ties. Use tight rubber bands or best of all a good knot. (see below).

Tying a bag properly is not difficult, yet there are a lot of people who have been keeping fishes for many years that still can't do it. There are even many people in the fish business that don't do it right. Below are step by step instructions that, with a little practice, will allow you to tie good firm, non-leaky bags.

Before reading any further go get an empty fish bag . The following will be much easier to follow if you have a bag in front of you to try it on.

Step 1- open the bag and place your thumbs at opposite corners inside of the opening. Now place several fingers on the outside of the bag and against your thumbs. Press your fingers in and up. You should now have turned the top 2-3" of the bag inside-out forming a collar. This will make it easier to hold the bag and to pour the water in.

Step 2- hold the top of the bag firmly with one hand and then spread the opening wide with the other. Now, still holding tight, pour in the water (make sure you take your hand out of the bag first though).

Step 3- unfold the top of the bag.

Step 4- hold the top of the bag firmly with one hand and with the other spread the entire bag open. Resting the bottom of the bag on a table will make this easier if you are having a problem.

Step 5- now grasp the bag firmly very near the top. This should trap a lot of air in the bag if you did the last step right. DO NOT blow into the bag to fill it with air. "Used air" is no good for the fish.

Step 6- With your free hand grasp the tip of the bag that should be sticking through your other hand. Pull up until the bag is very firm like a balloon.

Step 7- now twist the top of the bag until it resembles a rope. Wrap this around your index finger, making a loop. Push the tip of the bag through the loop and pull to make a knot. Hold the top of the bag and push down hard on the knot to make it tight.

All of this isn't as complicated as it sounds. Practice a few times with an empty bag and you should quickly get the hang of it. Once you have your single bag sealed up it should be placed inside of a second bag. Start with the second bag flat (ie. no air in it). Turn the full bag upside down. Place it into the opening of the empty bag knot side first. Slide it all the way in then tie a knot as in step 7 above. Notice that both ends of the bag are rounded, there are no corners for the fish to get stuck in.

Last, but not least, read the auction rules carefully and make sure you follow all of them.

## BREEDER'S AWARD PROGRAM

Garland Neese	1,040	++++
Gerry Hoffman	895	++++
Pat and Maggi Mahoney	745	++++
Darrell Holman	640	++++
John Jessup	585	+++++
Ruth Brewer	305	+++
Roser Family	170	++
Wagner Family	165	++
Frank Angilletta	140	+
Alex Cummins	125	+
Nathan Manwaring	100	+
Amy Stirman	50	+
Pat Gore	10	
Ray Krause	10	
John Manzan	10	

### RECENT SPAWNINGS

John Manzan - Pseudocrenilabrus multicolor  
 Pat and Maggi Mahoney - Poecilia chica

Alex Cummins	-	656-6355	
Ray Hughes	-	424-3531	
Pat Gore	-	522-3884	
Jerry Stirman	-	941-6729	
Frank Angilletta	-	670-8980	
Kenny Warren	-	378-8838	
Jim Long	-	280-1753	

### CHECKERS

**BOWL SHOW REPORT FOR**

April

**CICHLIDS**

Angelfish/Discus

- 1st Angelfish J. Long
- 2nd Angelfish J. Kooken
- 3rd Angelfish J. Kooken

Non-Riftlake African

- 1st Lamp. congolensis, J. Long
- 2nd Kribensis, D. Sun
- 3rd

Open

- 1st Ps. species, D. Sun
- 2nd Keyhole cichlid, D. Sun
- 3rd Firemouth, J. Lamberth

**EGGLAYERS/LIVEBEARERS**

Livebearers, Non-Guppy

- 1st Black characodon, J. Mangan
- 2nd Skiffia Francescae, J. Mangan
- 3rd

Sharks & Loaches

- 1st Clown Loach, B. Pallansch
- 2nd Black shark, B. Pallansch
- 3rd Golden loach, B. Pallansch

Open

- 1st Microglanis catfish, J. Metzger
- 2nd Male Betta, J. Lamberth
- 3rd Aphyo. australe, D. Sun

Judges choice-Clown Loach, B. Pallansch  
Judges John Mangan, Pat Mahoney

	<u>MONTH QUARTER ANNUAL</u>			<u>MONTH QUARTER ANNUAL</u>			
D. Sun	16	16	26	J. Metzger	8	8	31
A. Stirman	0	0	16	J. Lamberth	6	6	31
J. Lamberth	2	2	15	B. Pallansch	13	13	23
J. Long	7	7	13	N. Manwaring	0	0	16
J. Kooken	9	9	13	B. Roser	0	0	12
A. Hill	0	0	4	G. Hoffman	0	0	9
D. Mann	0	0	2	D. Sun	6	6	9
				A. Hill	0	0	6
				D. Mann	0	0	5
				J. Long	0	0	4
				A. Stirman	0	0	3
				J. Kooken	0	0	2

May Categories

Cichlids

- New World Mouthbrooder
- Pseudotropheus
- Open

Egglayer/Livebearer

- Goldfish and Koi
- Characins and Tetras
- Open

I would like to thank everyone who brought fish in. The bowl show hasn't fizzled out yet. So lets keep bringing the fish in!!!!!!!!!!!!!!!!!!!!!!!!!!!!

# POTOMAC VALLEY AQUARIUM SOCIETY, inc.



POST OFFICE BOX 6219 SHIRLINGTON STATION ARLINGTON, VIRGINIA 22206

## APPLICATION FOR MEMBERSHIP

DATE \_\_\_\_\_ 19\_\_

NAME \_\_\_\_\_

STREET \_\_\_\_\_

CITY \_\_\_\_\_ STATE \_\_\_\_\_ ZIP \_\_\_\_\_

TELEPHONE CONTACTS H \_\_\_\_\_ B \_\_\_\_\_

Number of tanks \_\_\_\_\_ Time in hobby \_\_\_\_\_

Fish you have spawned \_\_\_\_\_

What can this club do for you \_\_\_\_\_

What do you want to do for the club \_\_\_\_\_

Which sub-groups of fish interest you \_\_\_\_\_

How long do you plan to be in this area? \_\_\_\_\_

Occupation \_\_\_\_\_

Membership dues for the Potomac Valley Aquarium Society are:

Family	\$12.00	Corresponding	\$7.00
Individual	\$10.00	Junior (under 18)	\$5.00

Please send application and check for dues to address above.

Potomac Valley Aquarium Society  
P.O. Box 6219 Shirlington Station  
Arlington, Virginia 22206

The Fish Culturist  
PENN Fish Culturists Assoc.  
1823 Dudley St.  
Philadelphia, PA

19145

Potomac Valley Aquarium Society Meets on the Following Dates in 1985

Jan. 14  
Feb. 11  
March 11  
April 8  
May 13  
June 10  
July 8  
Aug. 12

Meetings are held at the John C. Wood Facility, Rt.  
Fairfax City. Everyone is welcome.

Meetings start at 8:00  
Doors open at 7:30

Sept. 9  
Oct. 14  
Nov. 11  
Dec. 9

(Old Lee Hwy.)



15

1985

NO. 10787

PM

220