

* DELTA TALE *

NOV/DEC 1993

vol. 24, #6

OFFICIAL PUBLICATION OF

potomac valley aquarium society



The Delta Tale is published bimonthly for the benefit of the membership of the Potomac Valley Aquarium Society Inc., a non-profit educational and social organization. The society was founded in 1960 for the purposes of furthering the aquarium hobby by the dissemination of information and advice, and the promotion of good fellowship among the membership by organized activities and competitions.

All correspondence to the society and to Delta Tale should be directed to P.O. Box 6219 Shirlington Station, Arlington, VA 22206.

Original articles and artwork appearing in Delta Tale may be reprinted by other non-profit organizations if credit is given to the author, Delta Tale, and PVAS. Please send two copies of the reprinting publication to PVAS with one labeled as "authors copy".

PVAS disclaims any responsibility for the content or availability of merchandise or service advertised in Delta Tale. Customer satisfaction is a matter to be worked out between the advertiser and the buyer. Contents of articles, etc. are the opinion of the author and not PVAS.

All material for inclusion in Delta Tale must reach the editor by the 10th of even numbered months, Feb., April, etc.

1993 PVAS OFFICERS

President	Beverle Sweitzer
Vice Pres.	Alex Townsend
Treasurer	Rich Blumberg
Cor. Secretary	Mark Kaprow
REc. Secretary	Julie Spall

1993 Board of Governors

Tony Fitz	Pete Thrift
Ray Hughes	Kenny Warren

1993 Committee Heads

Breeders Award	Tom Biery
Library	Alex Townsend
Membership	Gene Aldridge
Bowl Shows	
Programs	
Ways & Means	Pete Thrift
Delta Tale	John Mangan


Printed by Top Cat Printing, Manassas Park VA

1993 PVAS
ELECTION RESULTS

The PVAS officers for 1994 are:


PRESIDENT	ALEX TOWNSEND
VICE PRESIDENT	PETE THRIFT
TREASURER	RICH BLUMBERG
CORRESPONDING SECRETARY	MARK KAPROW
BOARD OF GOVERNORS	JOHN JESSUP
	RICK MCKAY
	KENNY WARREN
	RAY HUGHES

The new PVAS board in action,
recruiting new members.



"Shhhh, Zog! ... Here come one now!"

Here I am, late again. Very late this time. I can't blame anyone else this time. This is mostly my fault. I've had a lot of distraction over the past month or so. Things are all starting to settle back down though. I've started a new job, and have gotten settled into it, and will now have time to try to get publication back on schedule. If not with the next issue, then by the one after that. Since I have no original articles at all yet for the next issue a little help from some of you in the way of articles, artwork, etc. would get things back on track quicker.





PVAS elections were held in November and a "new" group of officers is ready to take over in January. On behalf of all of PVAS I'd like to give a big THANK YOU to Beverle Sweitzer for her terms as President. It can be a very thankless, frustrating, job so I want to let her know that all of her efforts were appreciated by most of us. To those who sat on the sidelines and criticized everything she did I'd like to say... nevermind, this is a family magazine and I can't print things like that.

While I'm thanking people, another big THANK YOU to Peter Thode for filling in as a last minute replacement speaker at our Fall Workshop. Peter gave a very interesting talk and did us a great favor by coming on short notice. The entire workshop went very well from our new, beginners seminars on Friday night, an excellent group of speakers on Saturday, and topped off by the auction on Sunday. If you missed it you should be sorry.

I've still got a lot to do to get this issue ready so I'll stop here for now.

Until next time...

John



©1992 J.P. Toomey. Distributed by Creators Syndicate.

What's Happening!

For up to the minute information on "what's happening" call the PVAS Hotlin at 703-352-3365. It's free and 24 hours a day.

Jan. 10: the program for our first meeting of 1994 will be: Carbon Dioxide Injection in Planted Aquariums, plus other assorted topics. Also the usual door prize, raffles, mini-auction, refreshments, socializing, etc. Plus, if I can arrange it, a multi-million dollar fireworks display to welcome Alex Townsend as our new president.

Feb. 13: PVAS Winter Auction. Details in the next issue.

Feb. 14: PVAS meeting- all the usual great stuff: program, raffles, mini-auction, etc.



PVAS members may advertise in the Trading Post at no charge. Send ads to John Mangan, 9770 Oleander Ave. Vienna, VA 22181.

Beef Tips
by Tom Biery

I first read fish food recipes that included beef heart and liver about 20 years ago. Several years ago I decided to try preparing my own fish food. At first I wasn't sure were to even purchase beef heart, of course, liver was available at the market. So I decided to go to the supermarket and actually look for beef heart. Guess what, no beef heart, but some veal heart was found. My first experiences were to say the least a bloody mess. Generally beef heart was not available at the supermarket and when it was the trouble of grinding it with food processors, graters, and other gizmos around the kitchen made it hardly seem worth it. But I continued to try preparing my own fish food.

So you say were's the beef tips. Let me introduce you to the neighborhood butcher, you know that "mom and pop" shop around the corner. The kind of place that calls you up a few weeks before Thanksgiving and Christmas and asks if you are going to order fresh turkey and ham again this year. Oh yeah, so order a few beef hearts from them.

When I pickup the beef hearts, I kindly ask if after I trim them I may bring them back to be ground. No problem says the butcher. The butcher has a motorized grinder that is always sparkling clean and has different size plates. I ask the butcher to use the plate with 1/8" size holes. This size provides the consistency that is easily swallowed by fish approximately 3" and larger. Additionally the butcher can grind liver, shrimp, fish and what ever else your recipe calls for.

A few minutes later I am on my way home to try some new recipe. Only this time without the bloody mess. The butcher never minds, he thinks my fish must be piranhas. The cost of the ground beef heart is about \$3 to \$5 per pound. I am happy that it is fresh and high quality.

One last tip. Trim the beef hearts yourself. A friend of mine once ordered 15 lbs! of beef heart trimmed and ground. The result was too fatty. Beef heart has a lot of fat on the outside and a butchers idea of trimmed does not mix well with water.

How To ... Keep Your Aquarium Clean

by Jim Martinson

When I was a kid (back in the dark ages before siphon-operated gravel cleaners) the task of cleaning my aquarium was a chore to be avoided. It was a lot of work, and took me away from watching television or playing outside. Cleaning an aquarium today is a different story.

Today aquarists have it easy. Cleaning an aquarium used to involve catching fish, dismantling the aquarium, cleaning the aquarium and all parts, reassembling, filling with fresh water (dechlorinated) and re-acclimating the fish to their clean home. What a mess, to say nothing of the stress that the fish had to endure. Even a 10 gallon could take more than an hour! With today's equipment, and some knowledge picked up along the way, a 10 gallon is no more than a 20 minute job.

The one piece of equipment that I think has done the most for the aquarium hobby in the last ten years (and which no aquarist should be without) is the siphon-operated gravel cleaner. It is really nothing

more than a siphon tube connected to a larger diameter tube which slows down the water flow enough to tumble the gravel. As simple as it is, I am surprised that no one thought of it years ago. This device has made cleaning an aquarium an easy task.

Before I get into the How To, I would like to go over the Why. When an aquarium is first set up and fish are added everything is clean, but that soon changes. Fish wastes begin to build up in the water, algae begins to grow (using the wastes as fertilizer) and the chemistry of the water begins to change. If the process is allowed to continue for several months, the water can change quite drastically. Dissolved organic compounds give the water a yellowish color, the pH becomes acidic, minerals build up as water evaporates and algae grows rampant on the gravel, glass and decorations.

Now we get to an important point. Conditions in most aquaria (10 gallons or larger) change rather gradually allowing most fish to

adjust. If you allow conditions to become very bad and then do a major cleaning like the one described above the fish (which are now accustomed to bad water) will be under a lot of stress from the rapid change and will be more susceptible to disease. For this reason it is much better to do more frequent, smaller cleanings. Try to get on a schedule of every two weeks. [An interesting side note: in my experience the larger the aquarium, the cleaner it stays - wastes don't build up as quickly - and desktop aquariums are nearly impossible to keep clean.]

To do regular aquarium maintenance you will need:

- ✿ A bucket
- ✿ A gravel cleaner
- ✿ Towels
- ✿ An algae scrubber
- ✿ Water conditioner

The first thing to do is check the temperature of the aquarium so you will know what temperature to mix the fresh water. Then turn off and remove the hood and unplug the heater (heaters that come on while out of water usually crack the glass tube). Be careful not to change the setting on the heater.

Start a siphon with the gravel cleaner. There are several ways of doing this. For those who are

squeamish about sucking on a hose that has been in fish water, the easiest way is to begin by placing the large tube in the aquarium. Make sure that it is completely submerged, then slowly submerge the rest of the hose until you get to the end. The entire hose should now be filled with water. Place your thumb over the end, lift it out of the water, place it into a bucket on the floor and remove your thumb.

By the way, your bucket should be large enough to hold all of the water that you plan on changing (about 25-35% of the aquarium water). You can use several small buckets or make several trips, but it makes the process more difficult and you may forget to watch and overflow a bucket.

Push the gravel cleaning tube down into the gravel as far as you can, then lift it slowly. The gravel will tumble around in the tube and fall out while the dirt is swept away up the tube and into the bucket. For best results, hold the tube vertical. If you have fine gravel, you may need to pinch the siphon tube a little to slow down the flow and release the gravel as you lift the tube. Push the tube down in another spot and repeat. Work back and forth and around the decorations until you have removed 25-35% of the water, then stop

siphoning. You should have plenty of time to clean the whole bottom. If not, you need a gravel cleaner with a smaller diameter tubing.

Dump out the old water (or use it to water house plants - it is excellent fertilizer) and fill the bucket with fresh water at the same temperature. Be sure to use a water conditioner to remove chlorine, chloramine and other toxins from the tap water before you put it into the aquarium. It is a good idea to use a water conditioner even if you are using well water, it still may contain contaminants.

Before refilling the aquarium, scrub the algae from the glass, smooth out the gravel and straighten any decorations that were disturbed. If you want to clean inside the filter tubes, brushes are available but, as they say, a little algae never hurt anyone. When done cleaning, fill the aquarium to the trim.

Change any filters that need it and replace the carbon with fresh. Carbon is highly porous and traps dirt and impurities but the pores clog quickly and the carbon becomes ineffective after two weeks use. It doesn't take a lot of carbon to do the job (2 tablespoons of one brand has over 3 acres of surface area) but you should replace it regularly. The same guidelines



apply to ammonia removing resins.

Finally, plug the heater back in, replace the hood and wipe down the outside with a towel. Be sure to check the temperature several times in the next day or so to be sure the heater is still set correctly.

Now, that wasn't so hard, was it? In fact, it's so easy that you can do this every 2-3 weeks, which will keep your aquarium as clean and healthy as it can be. If you are like I was when I started out, you will get much more satisfaction from your fish using this method.

Reprinted from *The Flying Fish*, the official publication of the Air Capital Aquarium Society, November 1991.

THE FUSCO BROTHERS J.C. DUFFY



Fish Work

by James R. Laurie

Fish work is tough work
There's lots of jobs to do
Water Changes, filter changes
That's naming only two.

There are fishes to be fed
Morning, noon, and night
And checking in between
To see that they're all right.

Then I have to worry
If their water is okay
So I make all sorts of tests
And I make them everyday.

And when I am asleep
Peaceful in the dark
Will I wake to find
A victim of my shark?

When my fishes don't feel well
I spend days on their cure
Would they do the same for me
Of that I'm not too sure.

But when I take my fishes
And travel to some shows
Each one winks a fishy eye
There's a secret each one knows.

They just swim and laugh with glee
Before the judging's done
They know I'll come back to see
That all of them have won.

My walls are adorned with plaques
I have trophies and ribbons galore
And boxes filled with the same
For my walls can hold no more.

I gaze at all these things
And I'm pleased at what I see
So do I work for my fishes
Or do my fishes work for me?

*Reprinted from Tankquilizer,
the publication of the Tropical Fish
Society of Rhode Island, December 1990*

Treasurer's Report

INCOME 1993

	JAN	FEB	MAR	APR	MAY	JUN	JUL	AUG	SEP	OCT	NOV	DEC	TOTAL
AUCTION													11170.35
NOV	117.00				33.00								150.00
FEB		2771.66	118.32										2889.98
MAY					4531.72	86.66	199.66	25.33		17.00			4860.37
OCT										3270.00			3270.00
MEMBERSHIP	84.00	84.00	29.00		108.00	69.00	12.00	48.00	48.00	264.00			746.00
MONTHLY AUCTION	2.00		1.00	2.00		5.00			2.00				12.00
MONTHLY RAFFLE	30.00	32.00	17.00	24.00	23.00	17.00	15.00	30.00	27.00				215.00
RAFFLE		374.77			390.00					375.00			1139.77
WORKSHOP/SHOW										545.00			545.00
MISCELLANEOUS		0.43											0.43
TOTAL	233.00	3262.86	165.32	26.00	5085.72	177.66	226.66	103.33	77.00	4471.00	0.00	0.00	13828.55

Treasurer's Report

EXPENSES 1993

	JAN	FEB	MAR	APR	MAY	JUN	JUL	AUG	SEP	OCT	NOV	DEC	TOTAL
AUCTION		1778.11			3377.84					2201.44			7357.39
AUCTION EXPENSE	17.22		23.00		548.02				81.00	25.00			694.24
INSURANCE							161.00						161.00
MEMBERSHIP			30.00										30.00
PHONE BILL		128.11			93.59	100.53	42.35	42.76	43.94	43.15			494.43
POSTAGE	93.00	29.00								29.00			151.00
PRINTING	117.00	65.60	157.00	53.79	225.76	24.04	25.57	162.75	73.40	161.64			1066.55
RAFFLE EXPENSE				48.93			52.20			219.95			321.08
REFRESHMENTS		14.90	14.80	16.88		6.30	11.17			43.71			107.76
SPEAKERS	25.00				60.00				20.00	400.00			505.00
SUPPLIES	31.51												31.51
TAXES			25.00										25.00
WORKSHOP/SHOW										128.50			128.50
MISCELLANEOUS													0.00
													0.00
TOTAL	283.73	2015.72	249.80	119.60	4305.21	130.87	292.29	205.51	218.34	4252.39	0.00	0.00	12073.46
	JAN	FEB	MAR	APR	MAY	JUN	JUL	AUG	SEP	OCT	NOV	DEC	TOTAL

POTOMAC VALLEY AQUARIUM SOCIETY

Post Office Box 6219 Shirlington Station, Arlington, Virginia 22206

Application for Membership

Date: _____ 199_

Name: _____

Street: _____ Apartment: _____

City: _____ State: _____ ZIP: _____

Telephone (Home) _____ (Work) _____

Occupation: _____

Where did you hear about PVAS/get this application?

Number of aquariums: _____ Time in hobby? _____

Special interests (e.g., catfish, cichlids, etc..)?

Reason for joining: _____

Membership dues for the Potomac Valley Aquarium Society are:

Family/Individual: \$12/yr

Corresponding: \$ 9/yr

Junior (under 18): \$ 5/yr

Please send application and check for dues to the address shown above.

SUPPORTING MARYLAND SHOPS

ANIMAL EXCHANGE

765-A Rockville Pike
Rockville, MD 20852
424-PETS

AQUARIUM CENTER

Liberty Road at Offutt Road
Randlestown, MD
301-521-4529

BROTHERS PETS INC.

13810 Georgia Avenue
Aspen Hill, MD 20906
460-4600

CONGRESSIONAL AQUARIUM

162 Congressional Lane
Rockville, MD 20852
881-6182

FISH FACTORY AQUARIUM

582 North Frederick Avenue
Gaithersburg, MD 20877
881-6182

GLENMONT TROPICALS

12345 Georgia Avenue
Wheaton, MD 20902
949-0344

HAPPY PETS

617 Hungerford Drive
Rockville, MD 20850
762-6878

HOUSE OF TROPICALS

7389F Baltimore-Annapolis Blvd
Glen Burnie, MD 21061
301 761-1113

MARINE CARE SPECIALISTS

15820 Redland Road
Rockville, MD 20855
330-0720

MARYLAND TROPICALS

11229A New Hampshire Avenue
Silver Spring, MD 20904
593-1116

MONTGOMERY TROPICALS

7845-G Airpark Road
Gaithersburg, MD 20879
670-0886

PETDATE - WHITE FLINT

5268 Nicholson Lane
Kensington, MD 20895
231-5216

RICK'S FISH & PET SUPPLY

1003J West Patrick Street
Frederick, MD 21702
301-694-9664 301-831-6866

SHOWCASE AQUARIUM

11248-11250 Triangle Lane
Wheaton, MD 20902
942-6464

TROPICAL FISH WORLD, INC.

16529 South Frederick Center
Gaithersburg, MD 20877
921-0000

TROPICAL LAGOON

9439 Georgia Avenue
Silver Spring, MD 20910
585-6562

SUPPORTING VIRGINIA SHOPS

ANNANDALE PET SHOP

7406 Little River Turnpike
Annandale, VA 22031
256-2400

AQUATIC ENHANCEMENTS, INC.

Box 22677
Alexandria, VA 22304
(703) 765-4620

DISCOUNT PET CENTER

9028 Mathis Avenue
Manassas, VA 22110
361-7769

BAILEY'S PET CENTER

35217 South Jefferson Street
Falls Church, VA 22041
931-1400

BEACON MALL PET CENTER

6776 Richmond Highway
Alexandria, VA 22306
660-6100

NATIONAL PET AND AQUARIUM

6168 Arlington Blvd
Falls Church, VA 22046
533-7828

NEESE'S PISCES

3304 Mt. Vernon Ave
Alexandria, VA 22305
548-0557

OAKTON PET SHOP

Rt 123 & Hunter Mill Road
Oakton, VA 22124
281-9622

PET MART - TYSONS

8417 Old Courthouse Road
Vienna, VA 22180
281-8181

PETS, ETC - ALEXANDRIA

7688-B Richmond Highway
Alexandria, VA 22306
768-2200

PETS, ETC - CHANTILLY

13932 Lee-Jackson Highway
Chantilly, VA 22021
378-2777

PETS, ETC - HERNDON

462 Eiden Street
Herndon, VA 22171
437-0381

PETS, ETC - STERLING

243-C Harry Flood Byrd Hwy
Sterling, VA 22170
430-9667

PETS-N-THINGS

3081 Nutley Street
Fairfax, VA 22031
573-4400

SUNSHINE PETS

7395-H Lee Highway
Falls Church, VA 22042
573-6946

TANKS-A-LOT

6635 Backlick Road
Springfield, VA 22150
703-866-1057

POTOMAC VALLEY AQUARIUM SOCIETY
 p.o. box 6219, Shirlington Station
 Arlington, VA 22206-0219

Meetings are held at the John C. Wood Facility, 3730 Old Lee Hgwy.
 (rte 237) Fairfax City, VA. Room 7 (in the rear of the building).
 Doors open at 7:30, meetings start at 8:00. ALL ARE WELCOME.

